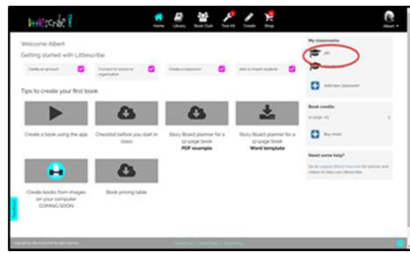
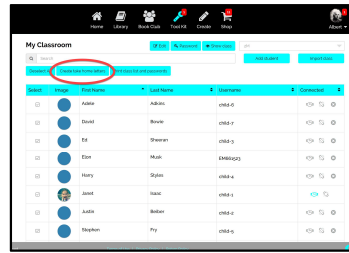



# How to connect parents with their child's writing

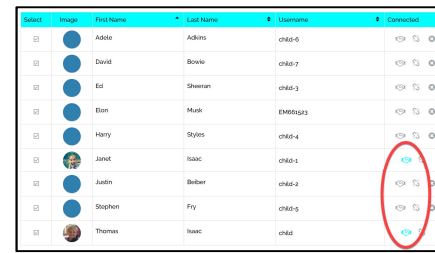

littlescribe!





1. Log in to your LittleScribe teacher account, and open your classroom.



2. 'Select all' of your students and click 'create take home letters' to print personalised letters to parents.



3. The blue handshake beside a student name will show you that their parent has connected through the LittleScribe platform.



4. Parents can now read their child's work and leave comments and emojis, providing an authentic audience for their writing.

## Teaching Tips:

- ✓ Once a parent has connected to a child's account, the child can save their books into the **Megabonkeramus library** so the whole LittleScribe world can read it!
- ✓ A student can invite friends to their **book club**, as soon as their parent has connected with their account, enabling students to share, discuss and celebrate each other's work.
- ✓ Connecting parents to their child's work provides an **essential link between home and school**. A homework task could be to share their work with someone at home.